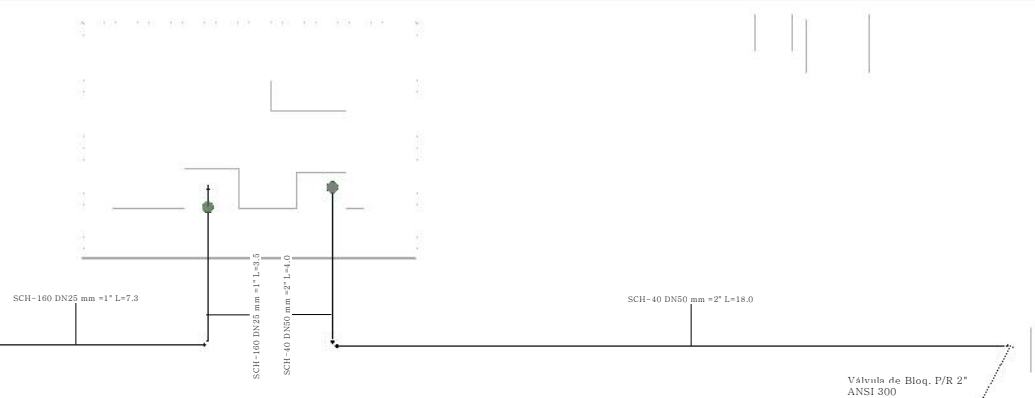
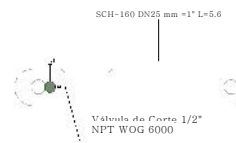
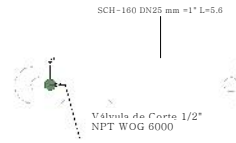


1  
44



Válvula de Bloq. P/R 2"  
ANSI 300



SCH-160 DN25 mm = 1' L=4.7

SCH-160 DN25 mm = 1' L=7.8